



GETTING STARTED How to Log into the Training

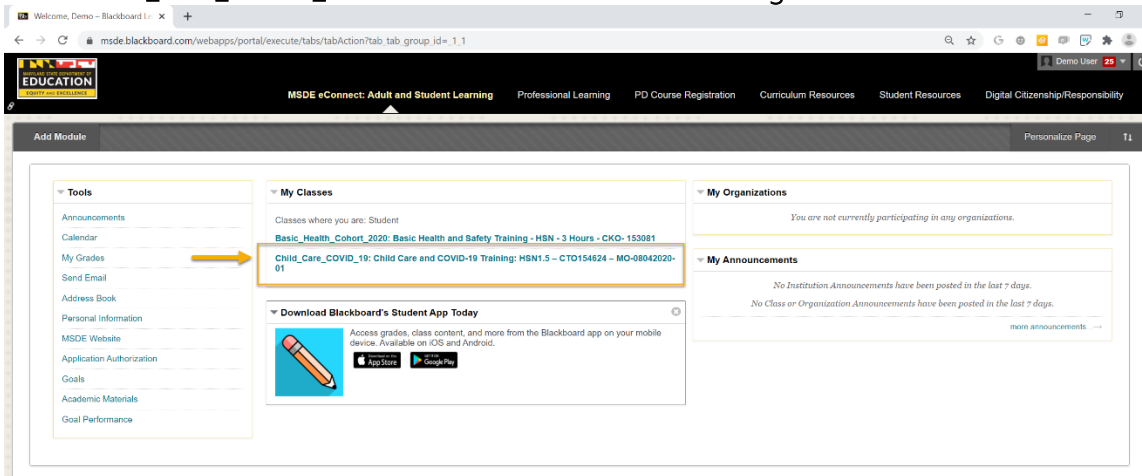
1. Go to: <https://msde.blackboard.com>
2. Select Log in in the upper right corner:



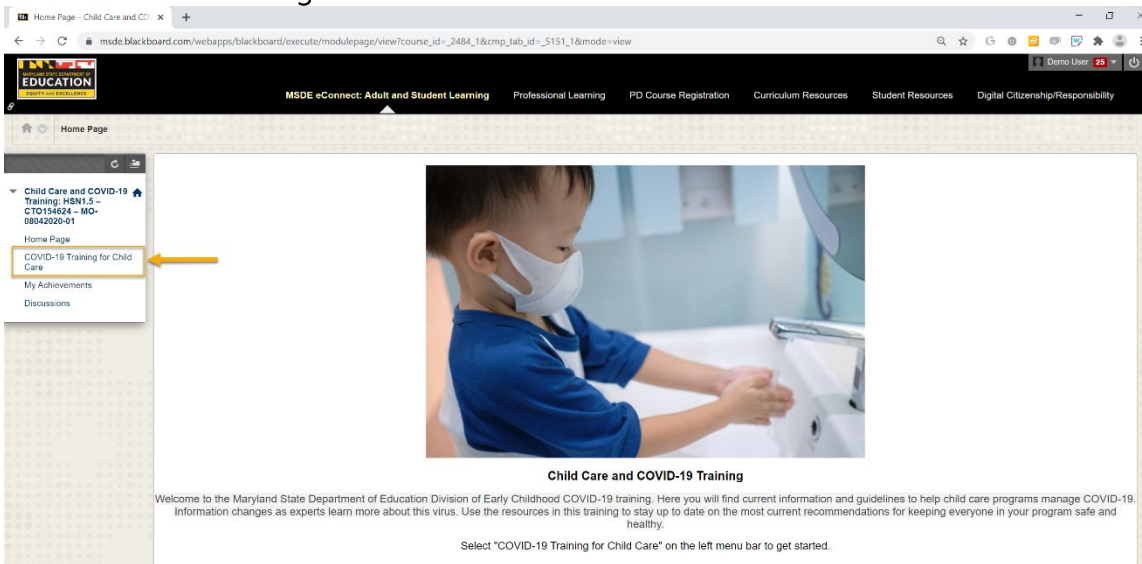
3. Type your email address in the Username window and the password msdelms.

A screenshot of the Blackboard learn login page. The page has a light beige background with a pattern of small dots. The "Blackboard learn" logo is at the top. Below the logo, there are two input fields: "USERNAME" and "PASSWORD". The "USERNAME" field contains the text "Type your email address" and is highlighted with a blue border. The "PASSWORD" field contains the text "msdelms". Below the fields, there is a "Login" button and a link for "Forgot Your Password?".

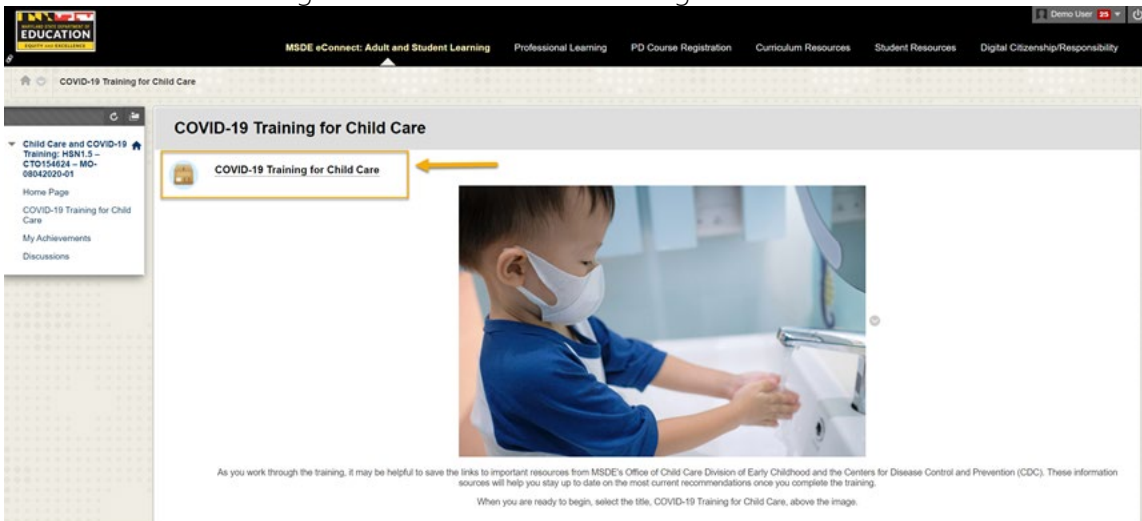
4. Select **Child_Care_COVID_19: Child Care and COVID-19 Training: HSN 1.5...** in the center of the screen.



5. Select **COVID-19 Training for Child Care** on the left menu bar.



6. Select **COVID-19 Training for Child Care** above the image.



7. Use the **EXIT COURSE** button at any time to return to MSDE's Blackboard. The training remembers where you left off.

The screenshot shows a Blackboard course interface. On the left is a navigation sidebar with the following items: "COVID-19 Training for Child Care" (14% COMPLETE), "Help, Support, or Send Feedback", "COVID-19: What is known...so far" (selected), "COVID-19: Rapid Change, and Child Care in Maryland", "Power Up Prevention Measures", "Additional Prevention Measures", "Kids in the Know", and "Show What You Know Now". The main content area has a header "COVID-19: What is known...so far" with an orange underline. Below the header is a large image of a coronavirus particle with the text "Knowledge is power." and "— Francis Bacon". At the bottom of the main area, the word "Introduction" is displayed. In the top right corner, there is a yellow button labeled "EXIT COURSE" with an arrow pointing to it.